


KINWA  
金和車床

## 金和CNC平台式車床 KINWA FLAT BED CNC LATHE



● CL-78x2000

### CL-78系列Series

旋徑Swing 1500mm  
兩心間距Between centers 2000~6000mm  
主軸孔徑Spindle bore 181, 255, 375, 530mm  
主軸馬達Spindle motor 60HP

## 主軸Spindle

- 主軸孔徑181mm，可選購大孔徑255、375或530mm機型。
- 可依工件搭配手動夾頭、油壓夾頭、空壓夾頭或雙夾頭。
- Spindle bore 181mm is standard. 255,375 or 530mm is option.
- Chuck is optional. You can choose manual chuck, hydraulic chuck, Pneumatic chuck or double chucks.

## 刀塔Turret

- 標準為V8立式油壓刀塔。
- 可依加工需求，選購H4、H6臥式刀塔、V12動力刀塔或搪孔刀座。
- Vertical 8-station hydraulic turret is standard.
- You can choose the Horizontal 4-station, 6-station turret, Vertical 12-station driven tool system or boring attachment according to the workpiece.



● CL-78x2000 (V8刀塔turret)




## 鞍座Carriage

- 方軌式橫向鞍座，重切削最強。
- Powerful cutting is made possible by cross carriage with box way.

## 可獨立移動 control box


- 操作箱可單獨需求旋轉角度
- It is easy for control box can move

# 5000,6000



## 副主軸式尾座 Tailstock with built-in center

- 套筒直徑  $\phi 240\text{mm}$ ，可荷重7,000公斤。
- 使用MT#6斜度的固定頂針。
- 鼻端A1-8可搭配直鎖式夾頭。
- 另可選購重負荷型尾座，可荷重12,000公斤。
- Sleeve diameter is  $\phi 240\text{mm}$ . Load is 7,000 kgs.
- With MT#6 dead center.
- A1-8 nose is suitable for the direct mounting chuck.
- Heavy-duty tailstock is optional. Load is 12,000 kgs.



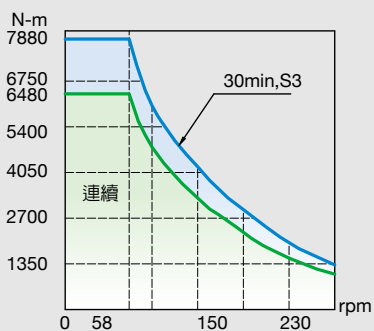
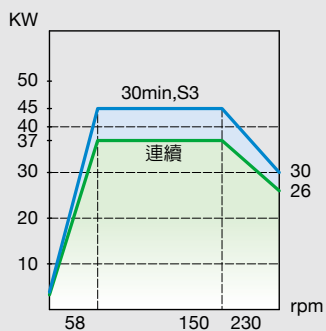
## 的操作箱 Separate

左右移動且可以依使用者  
，增加操作的便利性。  
operation that the control  
e and angle separately.

## 鐵屑輸送機 Chip conveyor

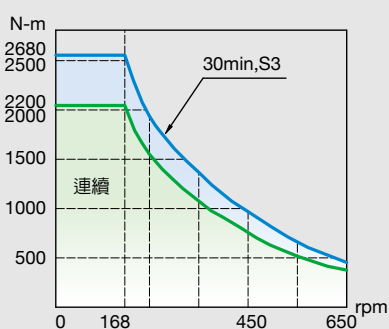
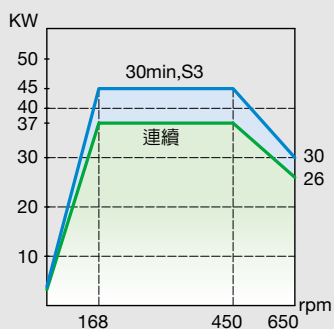
- 床身中間出屑為標準附件。
- 可依需求選購床身前、後方出屑。
- Discharge from the bed is standard accessories.
- Discharge from the front or rear of the bed is optional accessories.

## CL78系列(孔徑181mm, 255mm)



機型:CL-78  
主軸孔徑:  $\phi$  181mm,  $\phi$  255mm  
主軸變速檔位:低速檔

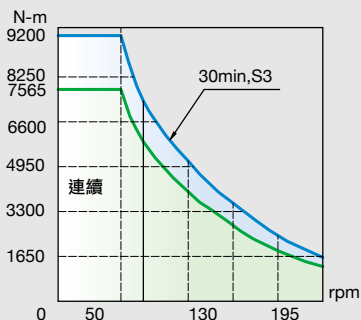
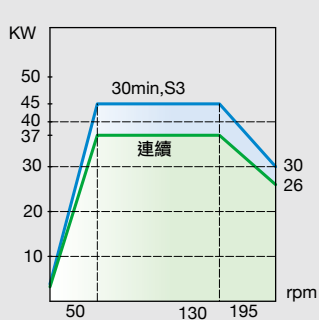
Model: CL-78  
Spindle bore:  $\phi$  181mm,  $\phi$  255mm  
Spindle speed range:Low speed



機型:CL-78  
主軸孔徑:  $\phi$  181mm,  $\phi$  255mm  
主軸變速檔位: 高速檔

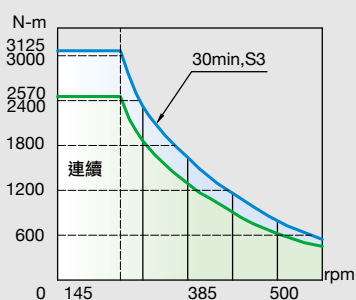
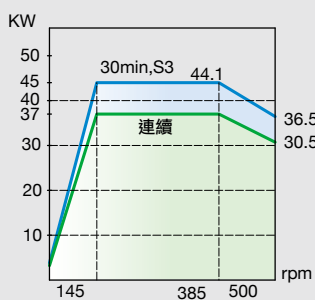
Model:CL-78  
Spindle bore:  $\phi$  181mm,  $\phi$  255mm  
Spindle speed range:High speed

## CL78系列(孔徑375mm)



機型: CL-78  
主軸孔徑:  $\phi$  375mm  
主軸變速檔位: 低速檔

Model: CL-78  
Spindle bore:  $\phi$  375mm  
Spindle speed range: Low speed



機型: CL-78  
主軸孔徑:  $\phi$  375mm  
主軸變速檔位: 高速檔

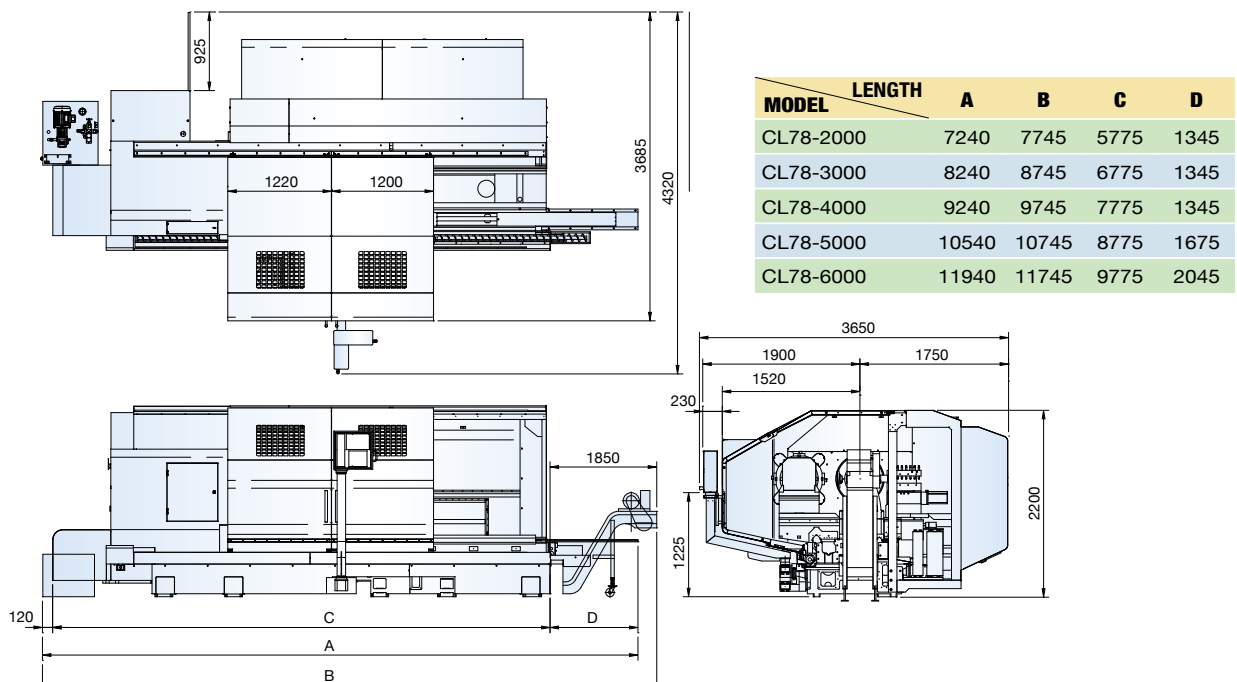
Model: CL-78  
Spindle bore:  $\phi$  375mm  
Spindle speed range: High speed

## 配備及附件 Equipment & accessories

- 電腦FANUC 0iTD
  - 彩色螢幕 10.4"
  - 主軸馬達60HP,  $\alpha$  40i
  - 主軸孔徑181, 255, 375或530mm
  - 主軸機械式定位
  - Cs軸功能
  - 中空油壓三爪夾頭
  - 手動三爪連動夾頭
  - 手動四爪連動夾頭
  - 空壓夾頭
  - 立式V8刀塔, 刀具座及刀套
  - 臥式H4刀塔不含刀具座及刀套
  - 臥式H6刀塔不含刀具座及刀套
  - 立式V12動力刀塔不含刀具座及刀套
  - 搪孔刀座不含刀桿
  - 軸承中心架含二組心軸  
 $\phi$  450~655mm,  $\phi$  650~850mm
  - 滾輪架及墊塊  
 $\phi$  600~850mm,  $\phi$  800~1070mm
  - 油壓跟刀架
  - 副主軸式尾座及固定頂針MT#6
  - 重負荷副主軸式尾座(荷重12000公斤)及固定頂針MT#7
  - 油壓系統
  - 冷卻水槽及冷卻系統
  - 鐵屑輸送機
  - 雙門及擋屑板
  - 工作燈
  - 工具箱及調整工具
  - 變壓器
- Controller FANUC 0iTD
  - Color LCD 10.4"
  - Spindle motor 60HP,  $\alpha$  40i
  - Spindle bore 181, 255, 375 or 530mm
  - Spindle mechanical orientation
  - Cs axis function
  - 3-jaw hollow hydraulic chuck
  - 3-jaw manual scroll chuck
  - 4-jaw manual independent chuck
  - Pneumatic power chuck
  - Vertical 8-station turret, tool holders & sockets
  - Horizontal 4-station turret without tool holder & sockets
  - Horizontal 6-station turret without tool holder & sockets
  - V12 Driven tool system without tool holder & sockets
  - Boring attachment without boring bar
  - Steady rest with two sets of roller jaw, clamping range  $\phi$  450~655mm &  $\phi$  650~850mm
  - Supporter with roller and pad, clamping range  $\phi$  600~850mm &  $\phi$  800~1070mm
  - Self-center follow rest
  - Tailstock with built-in-center & Dead center MT#6
  - Heavy-duty tailstock with built-in-center (Load: 12000 kgs) & Dead center MT#7
  - Hydraulic system
  - Coolant pan & Coolant system
  - Chip conveyor
  - Double door & Splash guard
  - Work light
  - Tool box with adjusting tool
  - Transformer

▲ 標準或選購依報價單為主 Standard or optional depends on quotation.

## 外觀尺寸圖(Dimensional drawing)



## CL78規格Specifications

項目Item	CL-78x2000	CL-78x3000	CL-78x4000	CL-78x5000	CL-78x6000
床面上旋徑Swing over bed	1500mm				
鞍面上旋徑Swing over cross slide	900mm				
兩心間距Distance between centers	2000mm~6000mm				
床面寬度Width of bed	1000mm				
主軸孔徑 (鼻端,轉速) Spindle bore (nose & speed)	$\phi$ 181mm (A2-15, 6~650rpm) $\phi$ 255mm (A2-15, 6~650rpm) $\phi$ 375mm (A2-20, 4~500rpm) $\phi$ 530mm (2~300rpm)				
主軸變速檔數 Number of spindle speed range	2				
主軸馬達Spindle motor (30分min./連續Cont.)	$\alpha$ 40i (60HP/50HP)				
刀塔Turret	標準Standard	V8, 外徑刀OD tool ( $\phi$ 32mm), 內徑刀ID tool ( $\phi$ 60mm/ $\phi$ 63mm)			
	選購Option	H4, BH4, BH6			
X軸移動量 Travel of X axis	680mm				
Z軸移動量 Travel of Z axis	2020mm~6020mm				
進給速度Rapid traverse (X,Z)	6m/min				
伺服馬達Servo motor	X: $\alpha$ 22i (5.3HP), Z: $\alpha$ 40i (8HP)				
尾座心軸移動量 Travel of tailstock quill	180mm				
尾座心軸直徑 Diameter of tailstock quill	240mm				
尾座心軸Tailstock quill	荷重Load 7000kg A1-8, MT#6, 33024 (鼻端Nose,斜度Taper,軸承Bearing)				
油壓馬達Hydraulic motor	3HP				
冷卻泵Coolant pump	1HP				
機械長度Length of machine	7745mm~11940mm				
機械寬度Width of machine	3650mm				
機械高度Height of machine	2200mm				
機械重量Weight of machine	14260kgs	16110kgs	17980kgs	19850kgs	21730kgs

▲ 以上規格如有變更恕不另行通知 Specifications are subject to change without notice.

▲ 機械長度含鐵屑輸送機Machine length is including chip conveyor.

▲ X軸行程會因不同刀塔而改變X axis travel will be changed because of different tool post.

▲ 詳細規格數據依報價為主Detail specification depends on quotation.



立大機械  
 大亨機械商有限公司  
 台南市東區崇信街38號  
 Tel:06-2601800 · 2681075